

FMBT30

Forbes Marshall Bucket Trap

Description

The Forbes Marshall Bucket Trap, FMBT30, is a cast iron inverted bucket steam traps designed to be fitted into horizontal pipelines. These traps are maintainable in-line and are complete with integral strainer screen.

Size and Pipe Connections

DN 15 , 20 and 25 with Screwed BSPT/ NPT ends

Limiting Conditions

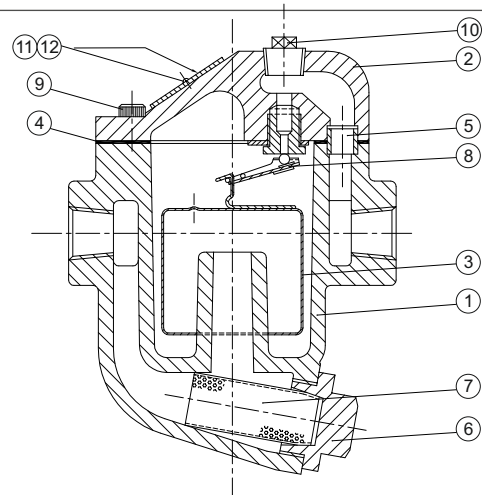
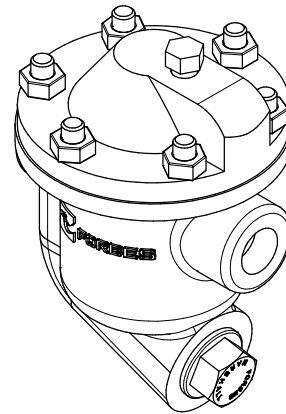
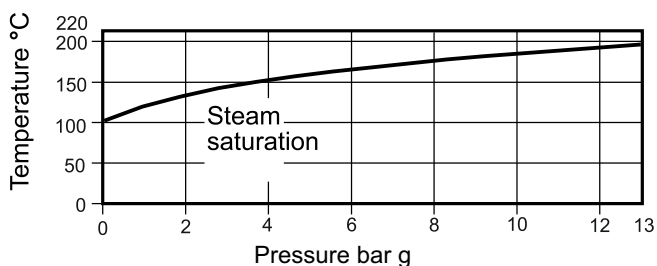
Maximum body design conditions	13 bar g
PMA-Max. Allowable Pressure	13 bar g
TMA-Max. Allowable Temperature	220 °C
Cold Hydraulic test pressure	26 bar g
Minimum operating Temperature	0 °C

Maximum operating conditions depend upon orifice size

ΔPMX - maximum differential pressure

Model	Size (DN)	ΔPMX (bar g)
FMBT 30/6	15	10.0
FMBT 30/7	15	8.5
FMBT 30/8	15	4.0
FMBT 30/7	20	12.5
FMBT 30/8	20	8.5
FMBT 30/10	20	4.0
FMBT 30/7	25	13.0
FMBT 30/10	25	8.5
FMBT 30/12	25	4.0

Operating Range

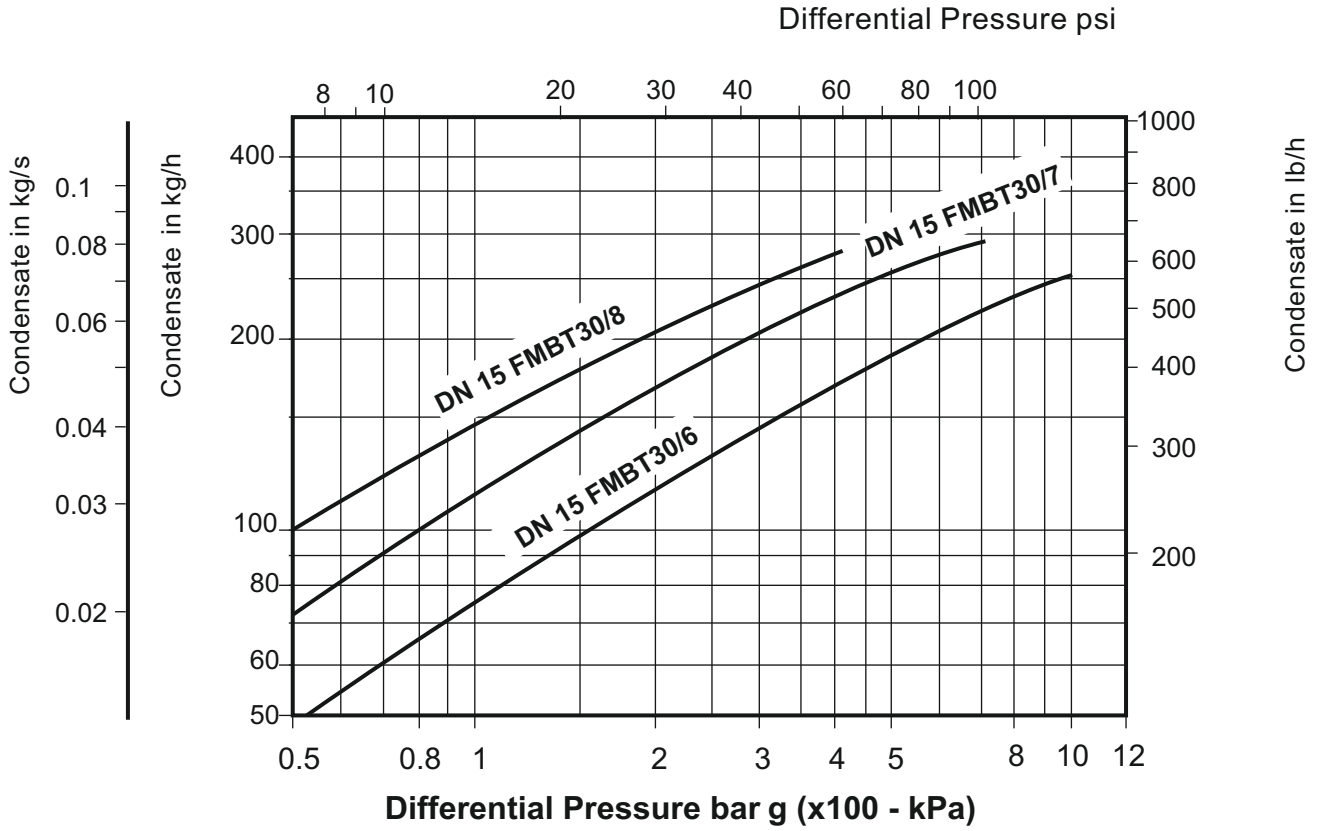


Material

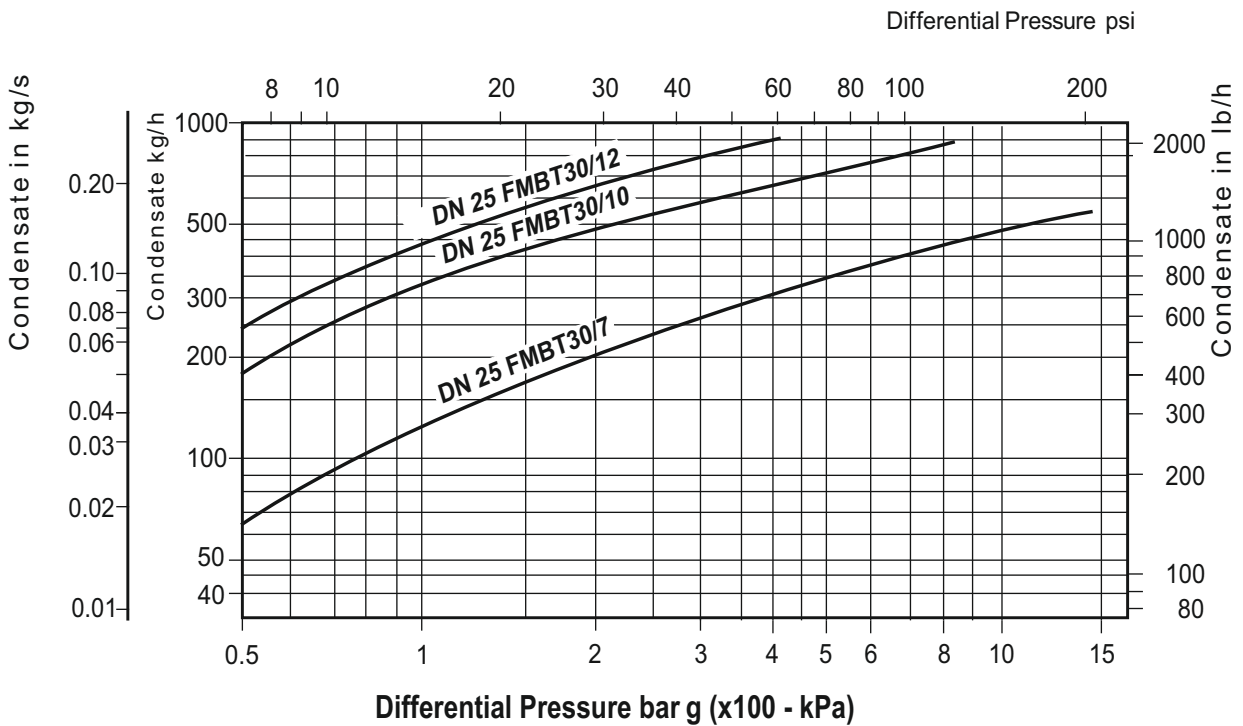
Sr.No.	Description	Material
1	Body	IS - 210 FG - 260
2	Cover	IS - 210 FG - 260
3	Bucket Assembly	S.S. 304
4	Cover Gasket	SS Exfoliated Graphite
5	Ferrule	S.S. 304
6	Strainer Cap	BS 3146 ANC2
7	Strainer Screen	S.S. 304
8	Valve and Seat Assly. 10/12.5/13 barg	S.S. 304
8	Valve and Seat Assly. 8.5 BAR	S.S. 304
8	Valve and Seat Assly. 4.0 BAR	S.S. 304
9	Socket HD. CAP SCREW	ASTM A193 Gr B7
10	Plug 3/8" BSPT	ASTM A 105
11	Name plate	SS304
12	Name plate Rivet	Aluminum

Capacity Chart

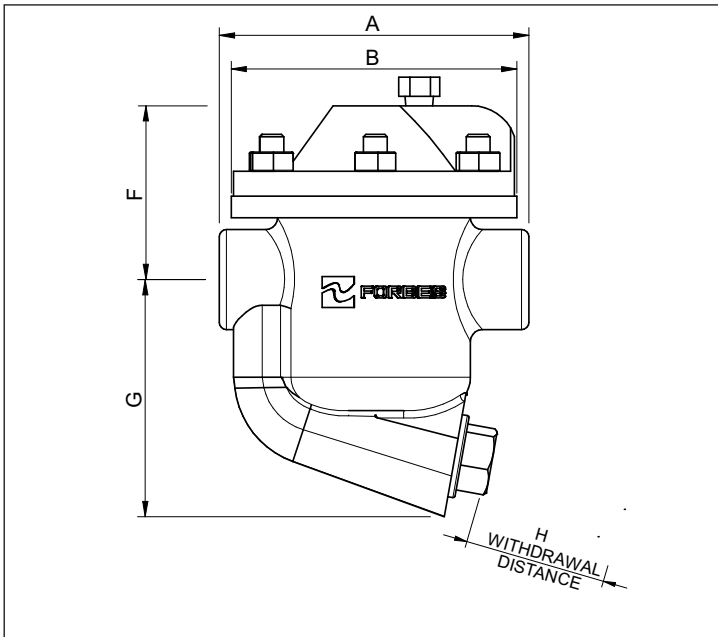
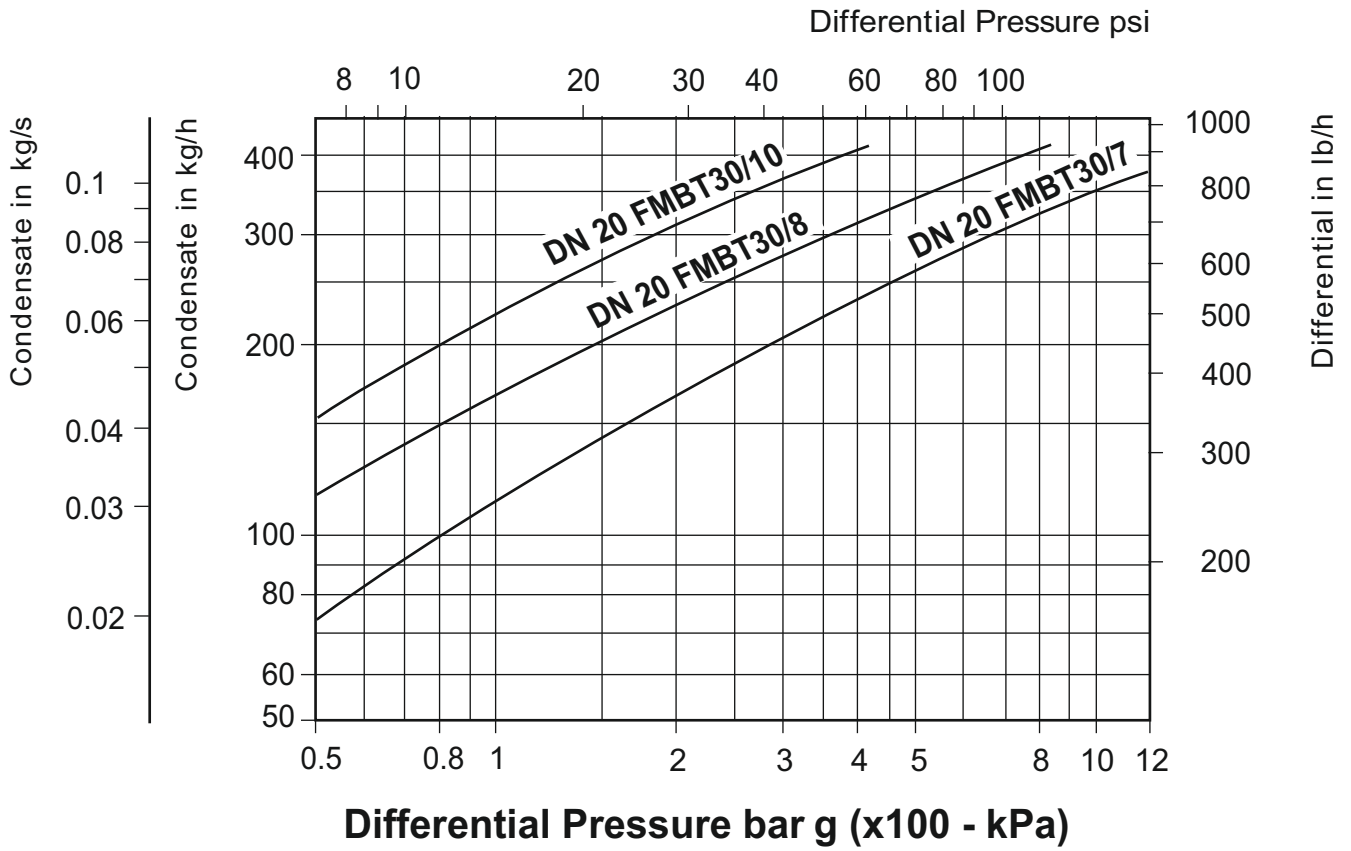
DN 15 FMBT30



DN 25 FMBT30



DN 20 FMBT30



Dimensions (approx.) mm.

Size	A	B	C	F	G	H	Weight (Kg)
DN 15	130	120	110	75	100	65	5.25
DN 20	130	120	150	93	117	65	6.00
DN 25	180	165	170	132	127	85	11.50

How to Order

Example : 1 no. DN 20 Forbes Marshall Bucket Trap FMBT30/7 with screwed BSPT connections, IBR

Installation

The trap must be installed with the body upright so that the bucket is rising and falling vertically. The inlet and outlet connections should be in a horizontal plane. With the trap installed below the drain point so that a water seal can be maintained around the open end of the bucket.

How to Fit Valve and Seat Assembly

Isolate the trap and remove the cover by undoing the cover nuts. Unhook the bucket from the valve lever **A**. Remove the valve seat **B**. Remove the valve guide plate **C** by undoing the two screws **D**. Screw in new valve seat, using a little jointing paste on the threads and making sure the joint faces are clean. Fix new valve guide plate in position by using the new screws which are supplied, hook new valve lever over pins on valve guide plate and centralise the valve to the orifice and tighten screws.

Recommended Tightening Torques

Part	Size (DN)	Torque (Nm)
Seat B	15, 20	23 - 27
	25	80 - 88
Studs & Nuts J	15, 20	25 - 28
	25	85 - 95
Strainer cap	15, 20	90 - 100
	25	125 - 145

Spare parts

The spare parts available are shown in heavy outline. Parts drawn in broken lines are not supplied as spares.

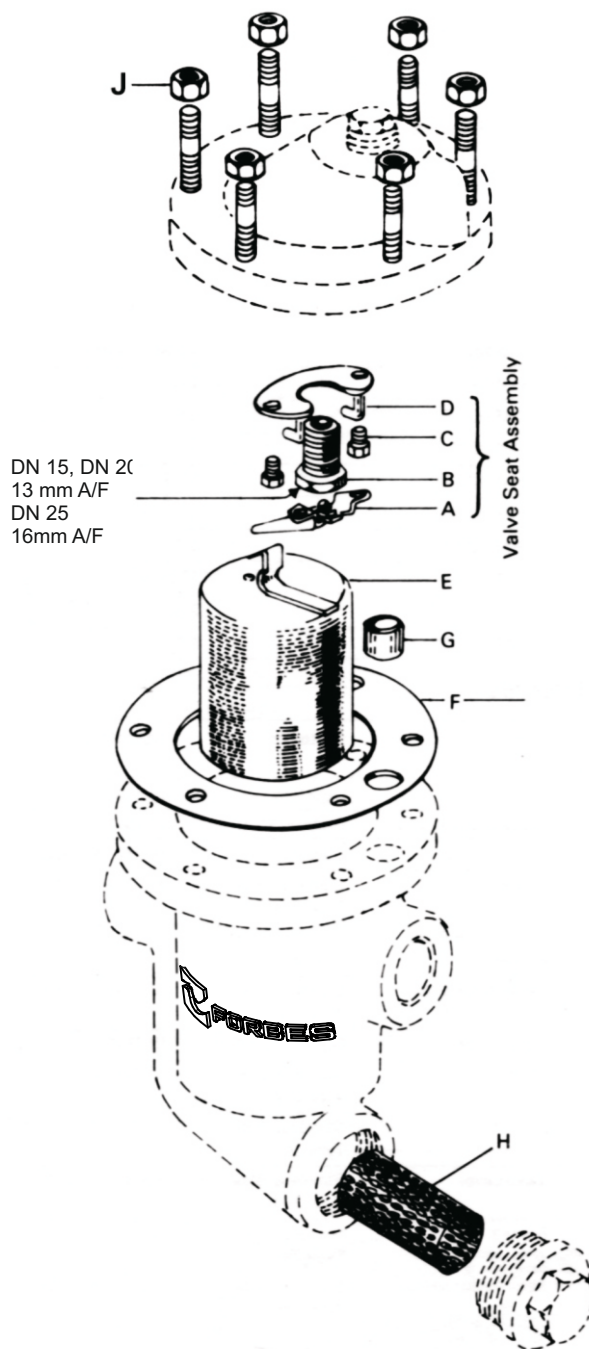
Available Spare

Valve and seat assembly	A, B, C (2 of) D
Bucket	E
Cover gasket and ferrule (pkt of 3 each)	F, G
Strainer screen	H
Set of cover studs and nuts (set of 6)	J

How to Order Spares

Always order spares by using the description given in the column headed 'Available Spares' and stating the size and series of the trap.

Example 1 - Valve and Seat Assembly for DN 15 Forbes Marshall Bucket Trap FMBT30 for 6 bar g differential pressure



Forbes Marshall
Krohne Marshall
Forbes Marshall Arca
Codel International
Forbes Solar
Forbes Vyncke
Forbes Marshall Steam Systems

Opp 106th Milestone
Bombay Poona Road
Kasarwadi, Pune - 411 034. INDIA
Tel : 91(0)20-27145595, 39858555
Fax : 91(0)20-27147413

Email : seg@forbesmarshall.com, ccmidc@forbesmarshall.com

© All rights reserved. Any reproduction or distribution in part or as a whole without written permission of Forbes Marshall Pvt Ltd, its associate companies or its subsidiaries ("FM Group") is prohibited.

Information, designs or specifications in this document are subject to change without notice. Responsibility for suitability, selection, installation, use, operation or maintenance of the product(s) rests solely with the purchaser and/or user. The contents of this document are presented for informational purposes only. FM Group disclaims liabilities or losses that may be incurred as a consequence of the use of this information.

B-85, Phase II, Chakan Indl Area
Sawardari, Chakan, Tal. Khed
Dist. Pune - 410 501. INDIA
Tel : 91(0)2135-393400

A-34/35, MIDC H Block
Pimpri, Pune - 411 018. INDIA.
Tel : 91(0)20-27442020, 39851199
Fax : 91(0)20-27442040

CIN No.: U28996PN1985PTC037806
www.forbesmarshall.com